



# **NMDPRA Fact Sheet**

## **STATE OF THE MIDSTREAM AND DOWNSTREAM SECTOR**

**April 2026**

*This factsheet presents key statistics on  
the midstream and downstream petroleum  
operations in Nigeria*



## A. Performance Highlights:

March 2026 vs. April 2026

		March 2026	April 2026
Crude receipt by domestic refineries (MB/D)		0.674	0.612
Products Supply	PMS Daily Supply (ML/D)	40.1	44.4
	(a) Domestic	34.2	40.7
	(b) Import	5.9	3.7
	AGO Daily Supply (ML/D)	10.3	10.2
	(a) Domestic	3.9	8.5
	(b) Import	6.4	1.7
	LPG Supply (KT/D)	4.7	4.5
	(a) Domestic	4.5	4.5
	(b) Import	0.2	0.0
	ATK Supply (ML/D)	1.7	2.6
Products Consumption	PMS Consumption (ML/D)	47.3	51.1
	AGO Consumption (ML/D)	14.5	17.3
	ATK Consumption (ML/D)	2.1	2.5
	LPG Consumption (KT/D)	5.1	4.8
Stock	PMS Stock Sufficiency (Days)	21.2	17.7
	AGO Stock Sufficiency (Days)	55.4	39.0
Domestic Gas Supply (Bscf/d)		4.888	5.142

**Note**

1. Consumption data is based on volumes trucked out into the domestic market.
2. Domestic Gas supply includes volumes supplied to NLNG.

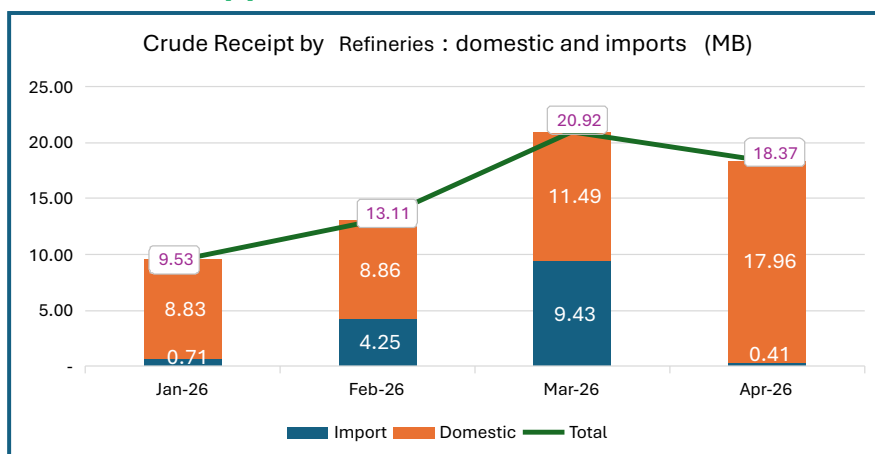


## B. Domestic Refineries Performance

(April 2026)



### Crude Oil Supplied to Domestic Refineries



## Dangote Refinery Performance




Average Capacity Utilization: 99.12%

	Production (ML/D)	Closing stock as of 31 <sup>st</sup> March 2026 (ML/D)	Domestic Supply (ML/D)	Exports (ML/D)
PMS	53.6	10.6	40.7	17.1
AGO	23.6	6.8	8.0	17.8
ATK	22.9	5.6	2.6	20.5

**NB:** Dangote Refinery achieved 100% capacity utilization for most of the days in April.

## State-owned Refineries Performance



### Port Harcourt Refinery (PHRC)

Operation	Mar-26	Apr-26
Production status	shut down	shut down
AGO evacuation (ML/D)	0.048	0.0

### Warri Refinery (WRPC)

Production Status: Shutdown

### Kaduna Refinery (KRPC)




Production Status: Shutdown



## Modular Refineries Daily Average Performance

(Average for April 2026)



	Avg Capacity utilization (%)	AGO Production (ML/D)	AGO Domestic supply (ML/D)
WalterSmith 	56.14	0.250	0.254
Edo Refinery 	79.20	0.086	0.092
Aradel 	33.95	0.181	0.213

OPAC



Shut down

Duport



Shut down

**NOTE:** The three modular refineries supplied an average of 0.559 million litres/day in the month of April 2026.

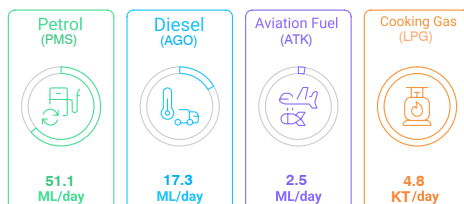
## C. Fuel Availability & Consumption

### 1. Daily Consumption Benchmarks (2026)

Petrol (PMS)	50 million litres/day
Diesel (AGO)	14 million litres/day
Aviation Fuel (ATK)	3 million litres/day
LPG	3.9 KT/day

### 2. Daily Consumption (truck out) of key Petroleum Products (Average for April 2026)

Daily Consumption of Key Petroleum Products April 2026

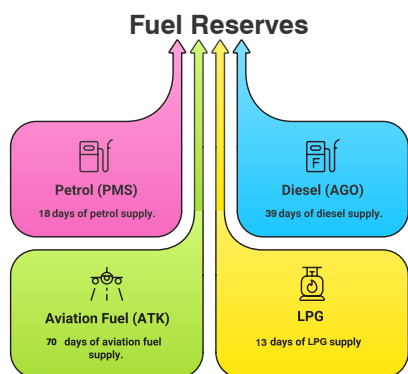


Petrol (PMS)	51.1 ML/day
Diesel (AGO)	17.3 ML/day
Aviation Fuel (ATK)	2.5 ML/day
LPG	4.8 KT/day

# 3

**Note:**

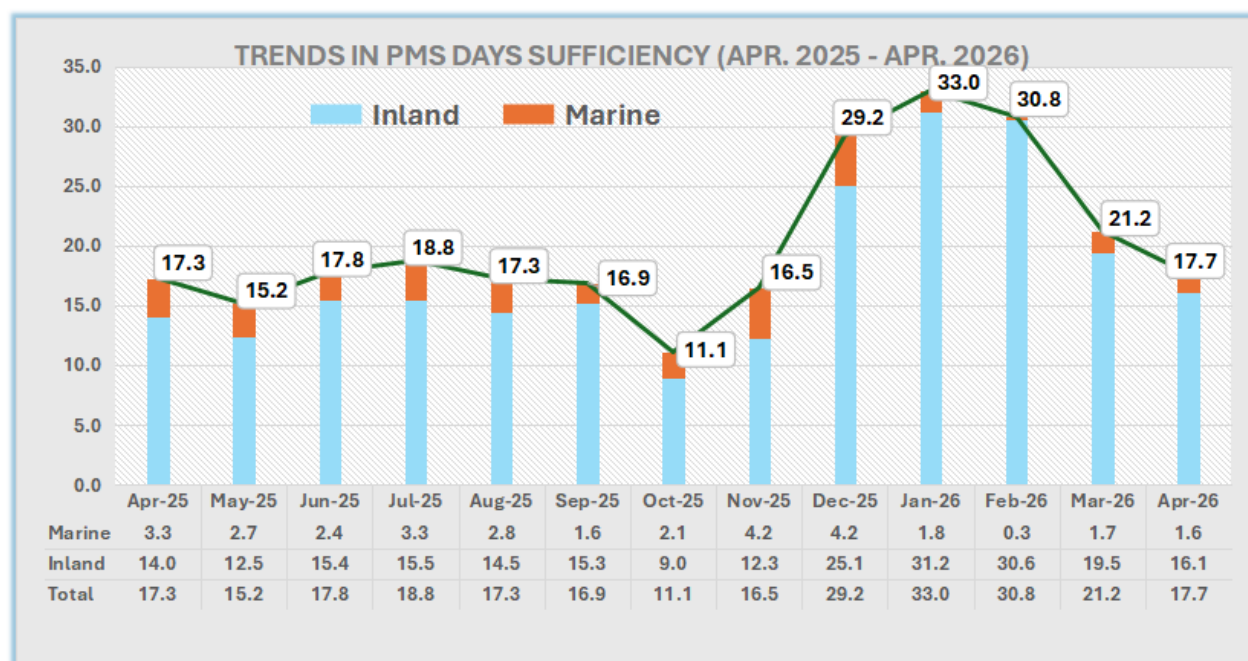
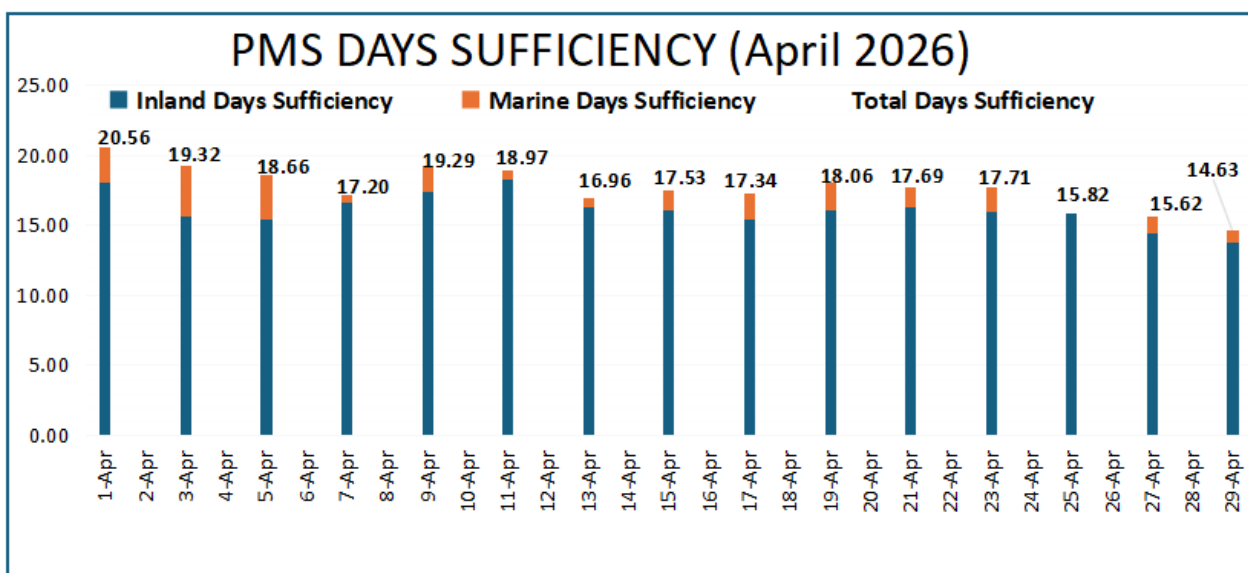
- (i) Consumption data is based on volumes trucked out into the domestic market.
- (ii) LPG figures are inclusive of propane.



### 3. National Fuel Sufficiency

(Average daily stock sufficiency inclusive of DPRP Stock)

Petrol (PMS)	18 days
Diesel (AGO)	39 days
Aviation Fuel (ATK)	70 days
LPG	13 days

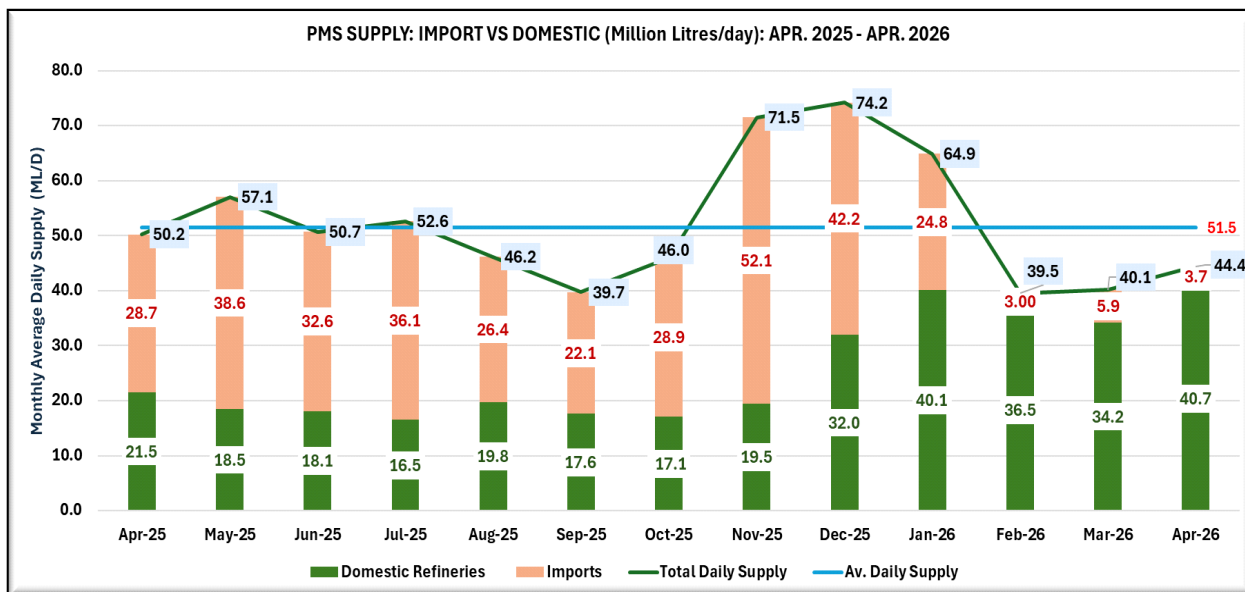


4

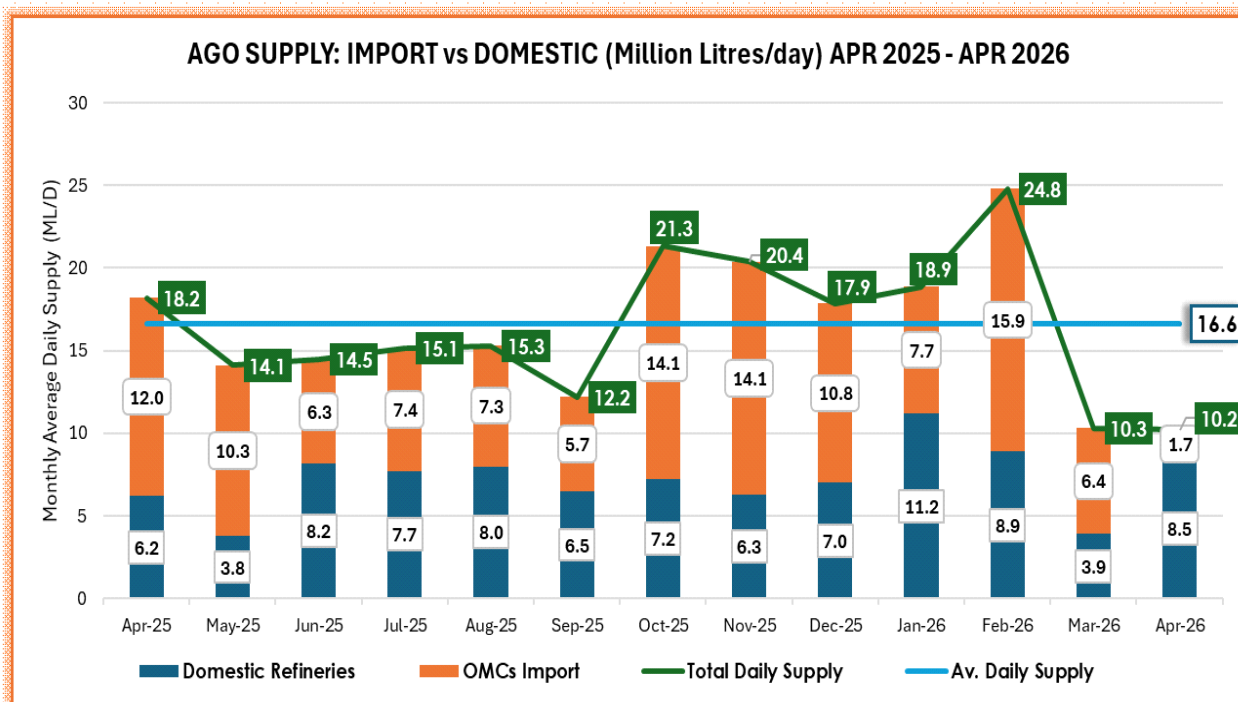
NB: Days sufficiency includes stock at DPRP



### 4. Daily Supply of Premium Motor Spirit (PMS)

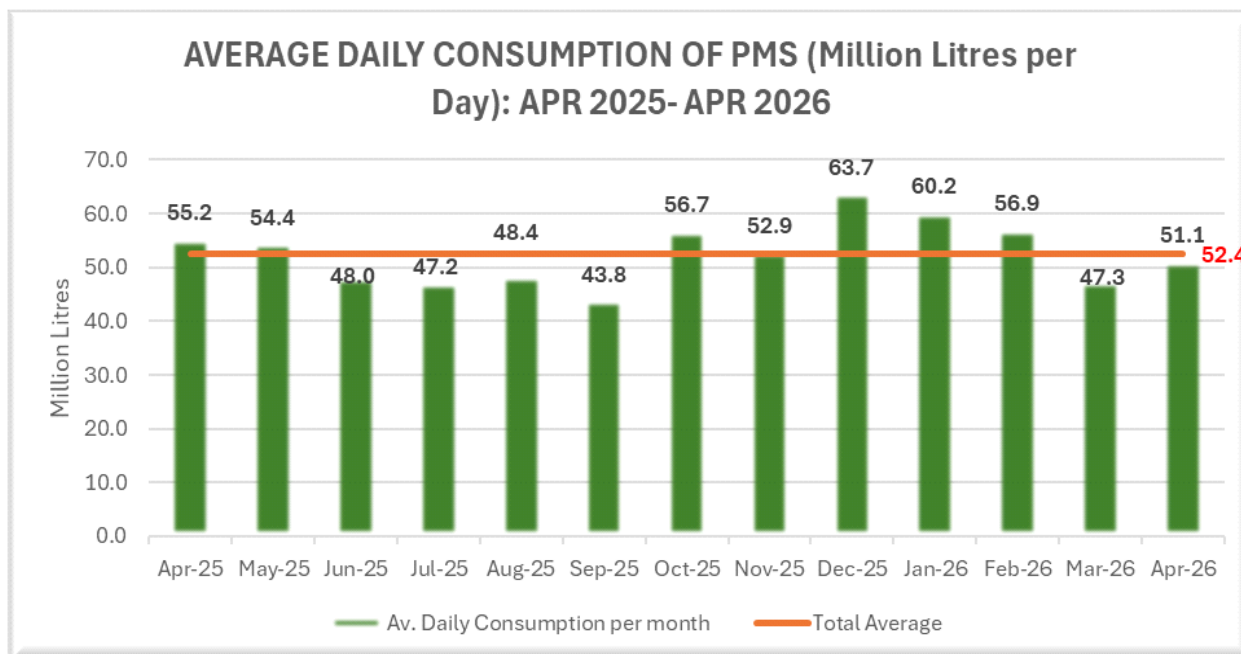


### 5. Daily Supply of Automotive Gas Oil (AGO)





## 6. Average Daily Consumption of PMS



**Note:** Consumption data is based on volumes trucked into domestic market.

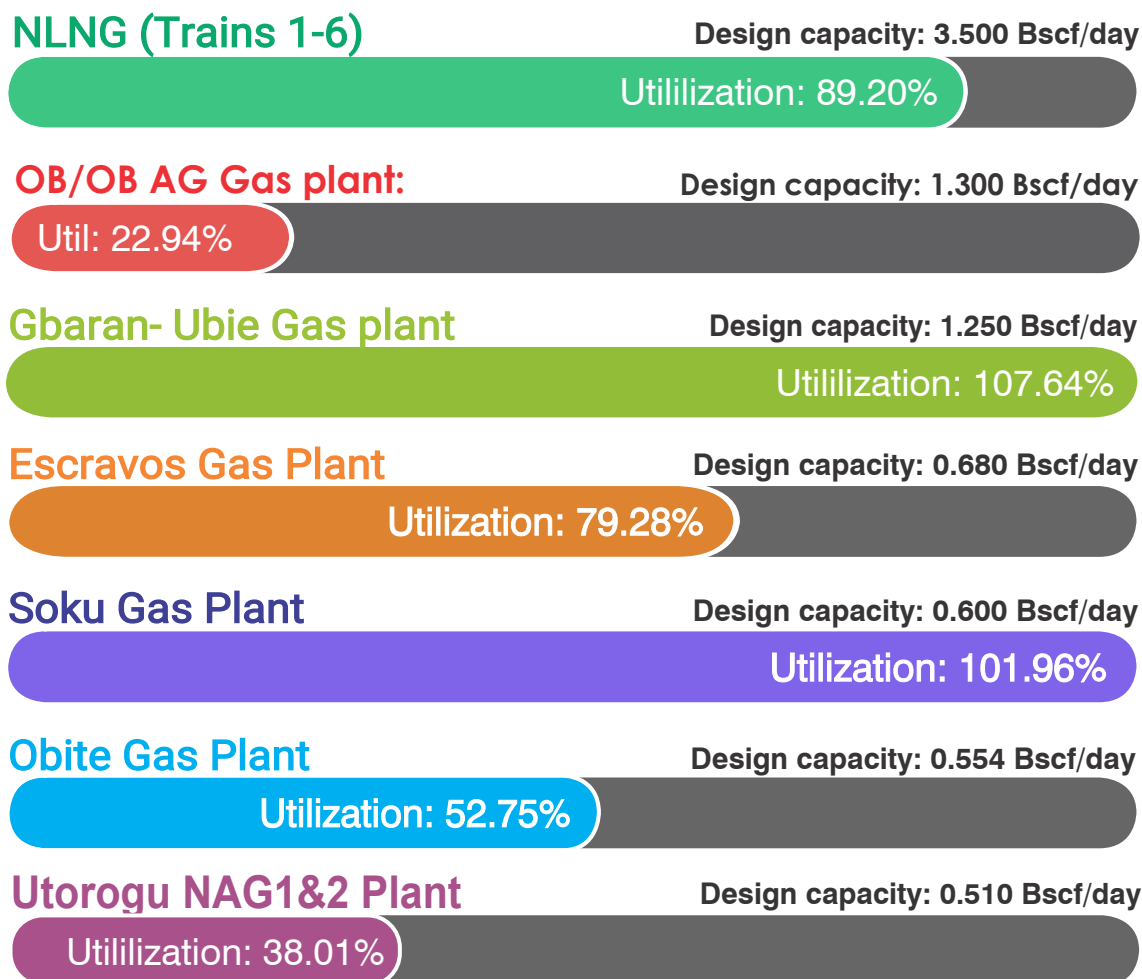
## 7. Indicative Fuel Prices Average for April 2026)

PRICE FOR THE PERIOD - 1ST - 30TH APRIL 2026									
CRUDE OIL PRICE (Dated Brent): \$120.55/bbl; GASOLINE COST: \$1,074.97/MT									
S/NO	DESCRIPTION	PMS PRICE:							
		LAGOS	ABUJA	KANO	CALABAR	SOKOTO	MAIDUGURI	IBADAN	ENUGU
1	INDICATIVE PUMP PRICE (N/L) @Average NFEM FX Rate of N1,361.22/USD	1,284.05	1,333.05	1,360.79	1,287.66	1,357.70	1,377.79	1,282.79	1,322.27
2	MAXIMUM ACTUAL PUMP PRICE (N/L)	1,318.00	1,385.00	1,390.00	1,333.00	1,400.00	1,413.00	1,326.00	1,390.00
3	MINIMUM ACTUAL PUMP PRICE (N/L)	1,225.00	1,267.00	1,290.00	1,259.00	1,322.00	1,330.00	1,244.00	1,268.00
4	AVERAGE ACTUAL PUMP PRICE (N/L)	1,271.50	1,326.00	1,340.00	1,296.00	1,361.00	1,371.50	1,285.00	1,329.00



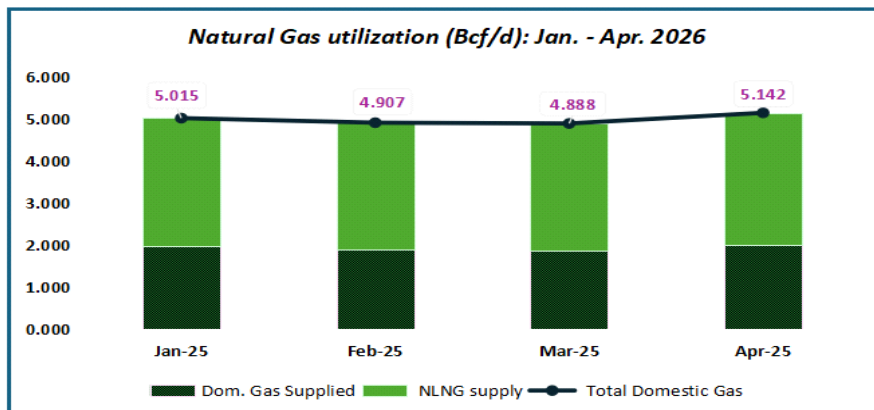
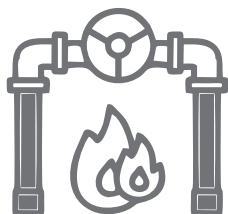
## D. GAS PROCESSING CAPACITY (as of April 2026)

### Major Gas Facilities, Installed Capacities & Average Utilization Rates





## E. Wholesale Gas Supply (April 2026)



### Total Gas Supplied

Av. Daily Gas supplied to NLNG	3.129 Bscf/day
Av. Daily Gas supplied to Domestic Market	2.012 Bscf/day
Av. Daily Gas supply (Total)	5.142 Bscf/day

### Sectoral Gas Utilization

(Daily Average for April 2026)

Gas-to-Power	0.549 Bscf/day
Gas to Commercial	0.671 Bscf/day
Gas Based Industries	0.468 Bscf/day

### Gas Export

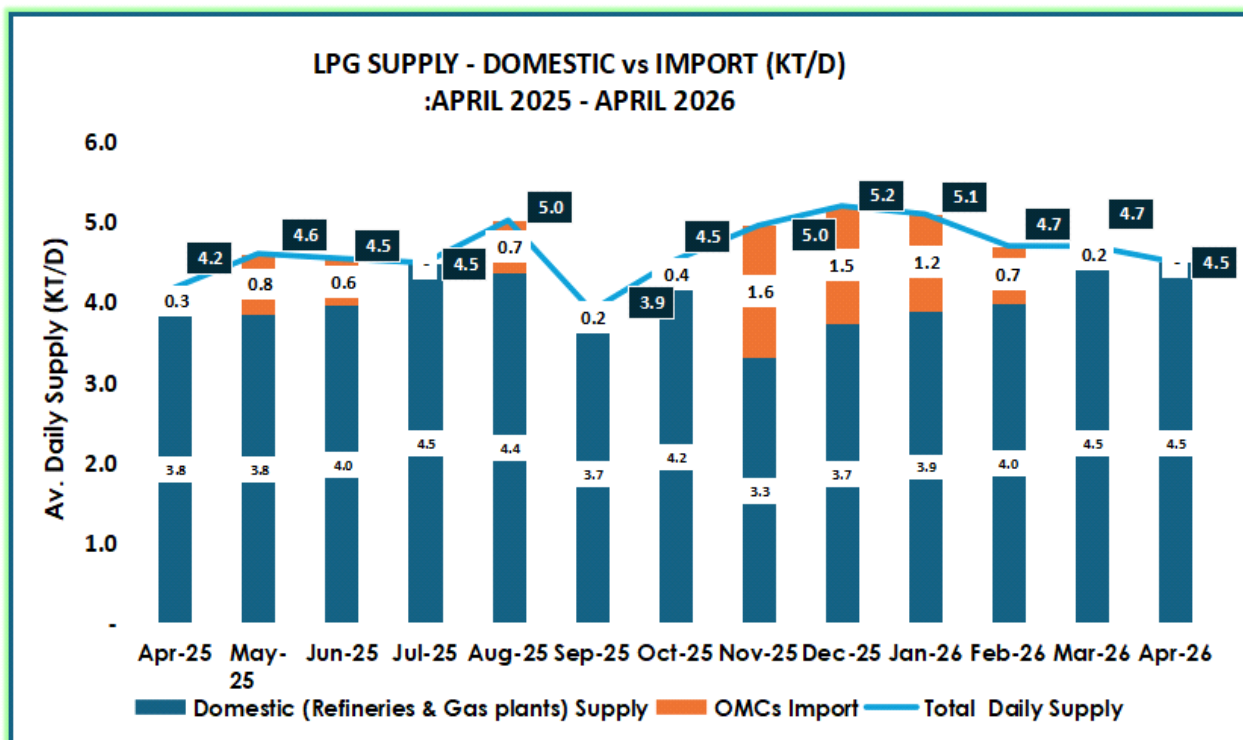
(Daily Average for April 2026)

LNG exported by NLNG	122,492 M <sup>3</sup> /day (55,186 MT/day)
Pipeline export via (WAGP)	0.130 Bscf/day

## F. LPG Market & Domestic Supply April 2026



Average daily Supply	4,545 mt/day
Average daily consumption	4,818 mt/day
Range of Retail Price per KG of LPG	N1,100 – N1,450



*Note: LPG supply shows steady domestic contribution from gas processing plants and DPRP.*

## G. Update on Major Gas Pipeline Projects and Overall Completion Status



<p><b>AKK Gas pipeline project completion</b></p> <p>Project is almost complete.</p> <div style="text-align: center;"> </div> <p style="font-size: 1.2em; font-weight: bold; color: white;">93.40%</p>	<p><b>OB3 River Niger Crossing completion</b></p> <p>Project is almost complete.</p> <div style="text-align: center;"> </div> <p style="font-size: 1.2em; font-weight: bold; color: white;">93.88%</p>	<p><b>Odidi – Warri expansion (OWEP) completion</b></p> <p>Project is significantly complete.</p> <div style="text-align: center;"> </div> <p style="font-size: 1.2em; font-weight: bold; color: white;">70.28%</p>	<p><b>Escravos – Odidi (EOP) completion</b></p> <p>Project is in early stages.</p> <div style="text-align: center;"> </div> <p style="font-size: 1.2em; font-weight: bold; color: white;">17.49%</p>	<p><b>ELPS Midline Compressor Project completion</b></p> <p>Project is almost complete.</p> <div style="text-align: center;"> </div> <p style="font-size: 1.2em; font-weight: bold; color: white;">94.45%</p>
--	--	---	--	---

*\*Source: NGIC*



STATE OF THE MIDSTREAM AND  
DOWNSTREAM SECTOR

# NMDPRA Fact Sheet

Nigerian Midstream and Downstream Petroleum Regulatory Authority

## ***Why this matters?***

This verified data underscores Nigeria's strategic transformation in the energy sector, emphasizing reduced imports, strengthened domestic production, job creation, safety improvements, and economic stability.

Nigeria is proactively securing a brighter energy future.

**Bet confidently on Nigeria!**

#BetOnNigeria #NMDPRA #EnergySecurity  
#FutureReadyNigeria #FuelingGrowth  
#StrategicInsight